

2004 Overall Statistics

Record: 35-21 Home: 21-5 Away: 9-13 Neutral: 5-3 Horizon League: 14-8

Batting (All games sorted by batting average)

Player	AVG	GP-GS	AB	R	H	2B	3B	HR	RBI	TB	SLG%	BB	HBP	SO	GDP	OB%	SF	SH	SB-ATT	PO	A	E	FLD%
Hughes, M	.364	56-56	214	67	78	10	8	13	61	143	.668	30	11	48	2	.463	2	1	13-15	109	3	0	1.000
Johnson, J	.361	56-56	194	42	70	12	0	8	61	106	.546	32	16	31	4	.476	6	0	1-4	310	42	7	.981
DeVoor, J	.356	55-55	216	45	77	10	1	2	41	95	.440	14	2	28	8	.396	3	2	7-9	140	151	20	.936
Rosinski, T	.347	56-55	196	39	68	11	0	4	30	91	.464	29	5	24	2	.440	2	7	4-8	16	1	0	1.000
Gord, N	.339	54-53	186	43	63	10	0	2	27	79	.425	14	11	25	8	.411	3	7	6-11	148	89	24	.908
Morajka, L	.333	9-4	15	3	5	0	0	0	4	5	.333	2	1	6	0	.444	0	0	0-0	13	0	0	1.000
Russo, B	.330	50-50	185	47	61	11	0	5	26	87	.470	23	10	23	7	.429	1	6	10-17	83	133	12	.947
Ryan, B	.296	55-53	196	35	58	8	2	3	40	79	.403	18	6	35	3	.366	4	0	1-2	324	48	10	.974
Peterson, Z	.286	2-1	7	1	2	0	0	0	2	2	.286	1	0	0	1	.375	0	0	0-0	7	10	1	.944
Crowder, S	.269	56-51	186	39	50	10	3	0	19	66	.355	27	9	34	5	.382	3	2	7-10	80	3	6	.933
Moran, J.P.	.259	52-47	170	23	44	4	0	2	22	54	.318	13	5	37	1	.326	2	7	1-2	91	2	4	.959
Bruszer, M	.244	31-18	78	13	19	5	0	1	15	27	.346	5	1	15	1	.294	1	0	4-4	32	55	4	.956
Rainwater, N	.000	10-5	16	0	0	0	0	0	1	0	.000	1	2	6	1	.158	0	0	0-0	11	9	2	.909
Pyszka, N	.000	1-0	0	0	0	0	0	0	0	0	.000	0	1	0	0	1.000	0	0	0-0	0	0	0	.000
Goodman, M	.000	1-0	0	1	0	0	0	0	0	0	.000	0	0	0	0	.000	0	0	0-0	5	10	1	.938
Totals	.320	56-56	1859	398	595	91	14	40	349	834	.449	209	80	312	43	.406	27	32	54-82	1390	638	101	.953
Opponents	.261	56-56	1803	250	470	74	10	35	215	669	.371	116	41	356	48	.318	12	30	32-53	1357	597	103	.950

LOB—Team (452), Opp (361). **DPs turned**—Team (53), Opp (55). **IBB**—Team (4), Hughes, Mike 1; Johnson, J. 1; Gord, Nelson 1; Crowder, S. 1; Opp (3). **Picked off**—Rosinski, T. 2; Crowder, S. 2; Russo, Bryan 2, Rainwater, Nick 1; Gord, Nelson 1; Ryan, Brad 1; Hughes, Mike 1.

Pitching (All games sorted by earned run average)

Player	ERA	W-L	APP	GS	CG	SHO/CBO	SV	IP	H	R	ER	BB	SO	2B	3B	HR	AB	B/AVG	WP	HBP	BK	SFA	SHA
Zink, R	2.07	9-3	19	11	6	2/0	3	95.2	76	31	22	15	92	10	2	2	360	.211	6	8	1	1	4
Szalewski, T	2.76	4-2	16	9	1	1/0	0	62.0	52	27	19	12	41	7	0	3	238	.218	1	7	2	3	3
Haehnel, D	3.00	6-3	21	12	3	2/2	4	90.0	91	42	30	24	92	14	1	6	341	.267	5	8	0	3	9
Carlson, E	4.09	1-0	7	1	0	0/0	0	11.0	9	6	5	8	4	3	0	1	39	.231	1	0	0	0	0
Goodman, M	4.43	4-2	12	5	1	0/1	0	40.2	43	25	20	8	21	11	0	2	158	.272	1	2	0	2	4
Gehring, R	4.97	7-6	15	14	3	0/1	0	88.2	101	56	49	20	53	13	3	13	356	.284	4	6	1	1	4
Peterson, Z	5.06	1-0	16	1	0	0/1	0	26.2	34	18	15	6	23	6	0	2	110	.309	1	3	0	0	1
Hahn, C	5.56	3-5	22	2	0	0/1	0	43.2	55	36	27	16	28	8	3	5	178	.309	3	5	0	2	5
Martin, R	8.31	0-0	2	1	0	0/0	1	4.1	7	4	4	0	2	2	1	1	19	.368	0	1	0	0	0
Flood, J	36.00	0-0	3	0	0	0/0	0	1.0	2	4	4	6	0	0	0	4	.500	1	1	1	0	0	
Bernabei, B	99.00	0-0	1	0	0	0/0	0	0.0	0	1	1	1	0	0	0	0	0	0	0	0	0	0	0
Totals	3.80	35-21	56	56	14	8/3	8	463.2	470	250	196	116	356	74	10	35	1803	.261	23	41	5	12	30
Opponents	6.41	21-35	56	56	6	1/0	13	452.1	595	398	322	209	312	91	14	40	1859	.320	65	80	14	27	32

PB—Team (13); Johnson, J. 9; Gord, Nelson 3; Hughes, Mike 1; Opp (9). **Pickoffs**—Team (9), Goodman, M. 2; Haehnel, D. 1; Peterson, Z. 1; Zink, Ryan 1; Szalewski, Tom 1; Gehring, R. 1; Gord, Nelson 1; Hahn, C. 1; Opp (10). **SBA/ATT**—Johnson, J. (17-29); Gord, Nelson (11-16); Zink, Ryan (7-9); Gehring, R. (6-9); Hahn, C. (7-9); Peterson, Z. (4-6); Haehnel, D. (0-6); Carlson, E. (2-5); Szalewski, Tom (4-5); Morajka, L. (3-3); Goodman, M. (1-3); Hughes, Mike (1-2); Flood, John (1-1).



Sophomore hurler Ryan Zink led UIC with nine wins in his rookie campaign last season.




Junior outfielder Ted Rosinski connected for his first career homer against UW-Milwaukee on April 16, 2004.


2004 Results

Date	Opponent	Score	Overall Record	Conference Record	UIC Pitcher of Record
2/20	at Arkansas State	4-5 L	0-1-0	0-0-0	Gehring (L 0-1)
2/21	at Arkansas State	W 6-4	1-1-0	0-0-0	Haehnel (W 1-0)
2/22	at Arkansas State	W 6-4	2-1-0	0-0-0	Hahn (W 1-0)
2/27	vs. Michigan	W 7-4	3-1-0	0-0-0	Goodman (W 1-0)
2/28	vs. Michigan	W 4-3	4-1-0	0-0-0	Zink (W 1-0)
2/29	vs. Michigan	W 13-1	5-1-0	0-0-0	Gehring (W 1-1)
3/5	at Saint Louis	9-10 L	5-2-0	0-0-0	Hahn (L 1-1)
3/6	at Saint Louis	13-15 L	5-3-0	0-0-0	Szalewski (L 0-1)
3/7	at Saint Louis	W 18-3	6-3-0	0-0-0	Zink (W 2-0)
3/12	at Arkansas	3-4 L	6-4-0	0-0-0	Haehnel (L 1-1)
3/14	at Arkansas	W 9-1	7-4-0	0-0-0	Gehring (W 2-1)
3/19	at #6 Miami	3-6 L	7-5-0	0-0-0	Zink (L 2-1)
3/20	at #6 Miami	4-6 L	7-6-0	0-0-0	Haehnel (L 1-2)
3/21	at #6 Miami	1-13 L	7-7-0	0-0-0	Gehring (L 2-2)
3/23	vs. Sterling	W 12-3	8-7-0	0-0-0	Szalewski (W 1-1)
3/24	vs. Lynn	4-9 L	8-8-0	0-0-0	Hahn (L 1-2)
3/26	Chicago State	W 19-0	9-8-0	0-0-0	Zink (W 3-1)
3/27	Chicago State	W 23-0	10-8-0	0-0-0	Haehnel (W 2-2)
3/27	Chicago State	W 18-0	11-8-0	0-0-0	Gehring (W 3-2)
3/28	Chicago State	W 12-4	12-8-0	0-0-0	Carlson (W 1-0)
4/2	Western Illinois	7-8 L	12-9-0	0-0-0	Zink (L 3-2)
4/3	Western Illinois	W 8-6	13-9-0	0-0-0	Gehring (W 4-2)
4/3	Western Illinois	W 1-0	14-9-0	0-0-0	Goodman (W 2-0)
4/4	Western Illinois	W 8-3	15-9-0	0-0-0	Szalewski (W 2-1)
4/7	at Bradley	W 9-8	16-9-0	0-0-0	Hahn (W 2-2)
4/9	Wright State*	W 9-7	17-9-0	1-0-0	Gehring (W 5-2)
4/10	Wright State*	W 5-1	18-9-0	2-0-0	Zink (W 4-2)
4/10	Wright State*	W 2-1	19-9-0	3-0-0	Goodman (W 3-0)
4/11	Wright State*	W 13-8	20-9-0	4-0-0	Szalewski (W 3-1)
4/13	IPFW	W 2-1	21-9-0	4-0-0	Gehring (W 6-2)
4/16	at UW-Milwaukee*	8-10 L	21-10-0	4-1-0	Goodman (L 3-1)
4/17	at UW-Milwaukee*	W 5-1	22-10-0	5-1-0	Zink (W 5-2)
4/17	at UW-Milwaukee*	W 3-0	23-10-0	6-1-0	Haehnel (W 3-2)
4/18	at UW-Milwaukee*	3-4 L	23-11-0	6-2-0	Gehring (L 6-3)
4/23	Illinois State	3-4 L	23-12-0	6-2-0	Zink (L 5-3)
4/24	Illinois State	W 2-0	24-12-0	6-2-0	Haehnel (W 4-2)
4/25	Illinois State	5-10 L	24-13-0	6-2-0	Gehring (L 6-4)
4/30	Cleveland State*	W 8-5	25-13-0	7-2-0	Haehnel (W 5-2)
5/1	Cleveland State*	W 3-1	26-13-0	8-2-0	Zink (W 6-3)
5/2	Cleveland State*	2-3 L	26-14-0	8-3-0	Hahn (L 2-3)
5/2	Cleveland State*	W 8-1	27-14-0	9-3-0	Gehring (W 7-4)
5/4	Western Michigan	W 11-2	28-14-0	9-3-0	Peterson (W 1-0)
5/7	Butler*	6-10 L	28-15-0	9-4-0	Hahn (L 2-4)
5/8	Butler*	W 9-2	29-15-0	10-4-0	Zink (W 7-3)
5/8	Butler*	W 5-0	30-15-0	11-4-0	Szalewski (W 4-1)
5/9	Butler*	W 8-7	31-15-0	12-4-0	Hahn (W 3-4)
5/11	Northwestern	W 9-3	32-15-0	12-4-0	Goodman (W 4-1)
5/14	at Youngstown St.*	8-11 L	32-16-0	12-5-0	Goodman (L 4-2)
5/15	at Youngstown St.*	0-1 L	32-17-0	12-6-0	Gehring (L 7-5)
5/16	at Youngstown St.*	1-2 L	32-18-0	12-7-0	Szalewski (L 4-2)
5/16	at Youngstown St.*	W 7-0	33-18-0	13-7-0	Zink (W 8-3)
5/20	at Detroit*	4-9 L	33-19-0	13-8-0	Gehring (L 7-6)
5/21	at Detroit*	W 7-3	34-19-0	14-8-0	Haehnel (W 6-2)
5/27	vs. UW-Milwaukee!	W 9-6	35-19-0	14-8-0	Zink (W 9-3)
5/29	vs. Youngstown St.!	4-5 L	35-20-0	14-8-0	Haehnel (L 6-3)
5/29	vs. Cleveland State!	8-12 L	35-21-0	14-8-0	Hahn (L 3-5)

* Horizon League
! Horizon League Tournament



Senior utility man Mike Bruszer appeared in 31 games last season, including 18 starts.



Sophomore reliever Zach Peterson earned his first career victory against Western Michigan on May 4, 2004.

The Horizon League

The Horizon League, entering its 26th year, is continually raising its sights in an effort to become one of the nation's leading athletic conferences, one that is building upon the success of its citizen-athletes both on the playing field and in the classroom. An organization that regards athletics as an integral part of the educational process, the Horizon League features a strong foundation of both public and private institutions that have a storied tradition of broad-based athletic programs.

The impressive list includes Butler University, Cleveland State University, University of Detroit Mercy, University of Illinois at Chicago, Loyola University Chicago, University of Wisconsin-Green Bay, University of Wisconsin-Milwaukee, Wright State University and Youngstown State University. Administrators and coaches who place a constant emphasis on academic integrity, sportsmanship and personal involvement in the community lead these institutions.

On June 4, 2001, the Horizon League changed its name from the Midwestern Collegiate Conference. The Horizon League name and innovative logo have ushered in a new dynamic image, one whose primary focus remains on its student-athletes, particularly with regard to its four platforms: athletic performance, academic achievement, community outreach, and personal responsibility and accountability. It is the Horizon League's belief that athletics is a powerful visible resource through which public trust in higher education can be restored and the challenges facing the nation can be addressed. It is the plainly stated goal of the Horizon League to enhance the holistic university experience for the student-athlete, to create an affiliation of institutions with similar athletic goals, and to adhere to the principles of integrity, diversity, excellence and growth.

The Horizon League, whose office is located at the Pan American Plaza in Indianapolis, has also established specific goals that look to upgrade the league's market and competitive position with an eye toward continually enhancing the student-athlete experience. The League is committed to engage both its staff and member-institution administrators and students to serve on national-level committees.

Originally founded in 1979 as the Midwestern City Conference, the League was a men's-only sports conference until the 1986-87 season when it added women's

athletics. The Horizon League offers a total of 19 championships (nine men's sports and 10 women's sports). The League enjoys NCAA automatic qualification in baseball, men's basketball, women's basketball, men's golf, men's soccer, women's soccer, softball, men's tennis, women's tennis and women's volleyball.


In addition to individual team success in the NCAA Tournament, the Horizon League also has a rich tradition of hosting the men's NCAA Division I Basketball Tournament in Indianapolis. As a co-host with Butler University, the League's resume includes hosting the Men's Final Four in 1991, 1997 and 2000. In addition, it has hosted the First and Second Rounds in 1987, 1990, 1993, 1996, 1999 and 2003. The League and Butler will host the Women's Final Four for the first time in 2005, in addition to the NCAA Men's Basketball First and Second Rounds. The Men's Final Four returns to Indianapolis in 2006 and 2010. In 2009, league member Detroit will host the Final Four at Ford Field. In 2005, Cleveland State will host first- and second-round games.

In addition to its on-field and on-court success, the Horizon League has secured a well-earned reputation for its community service initiatives. The Horizon League expects its student-athletes to serve fellow students, respective institutions and their communities. Working with student-athletes at its member schools, the Horizon League has implemented a Stay in Bounds service initiative. First developed by the NCAA, the Stay in Bounds program "is a character-development initiative administered by the NCAA Hall of Champions on behalf of the Citizenship Through Sports Alliance." In 2004, several member schools of the Horizon League chose Special Olympics as a partner for the League's National Day of Service. On each participating Horizon League campus, student-athletes managed and participated in various events, clinics and competitions to benefit local Special Olympic athletes. On Martin Luther King Day 2004, the Horizon League celebrated with a basketball game between Cleveland State and Detroit, both of which have African-American head coaches.

The Horizon League is proud of its heritage, its direction, its institutions and, most of all, its student-athletes. It believes these young men and women will continue to play a significant role in articulating "what's right" about intercollegiate athletics.



Butler University



Cleveland State University



University of Detroit Mercy



Loyola University Chicago



University of Wisconsin-Green Bay



Youngstown State University



Wright State University



University of Wisconsin-Milwaukee

2004 Horizon League Review

Horizon League Standings

	League			Overall		
	W	L	Pct	W	L	Pct
UIC	14	8	.636	35	21	.625
Butler	13	11	.542	29	30	.491
Cleveland State	11	12	.478	19	33	.365
Wright State	10	11	.476	22	32	.407
UW-Milwaukee	9	10	.470	23	30	.433
Detroit	10	12	.455	19	38	.333
Youngstown State	7	10	.412	22	32	.407

All-Horizon League First Team

C	Bryan Vickers, Wright State
1B	Tim Poley, Detroit
2B	Bryan Russo, UIC
3B/P	Ben Stanczyk, UW-Milwaukee
SS	Jordan DeVoir, UIC
OF	Charlie Anderson, Detroit
OF	Mike Hughes, UIC
OF	Dale Mueller, Butler
UT	Justin Johnson, UIC
DH	Andy Bulla, Butler
P	Ryan Zink, UIC

All-Horizon League Second Team

C	Doug Besozzi, Cleveland State
1B	Ross McCoy, UW-Milwaukee
2B	Justin McKinley, Butler
3B	Nelson Gord, UIC
SS	Ross Oeder, Wright State
OF	Matt Alexander, UW-Milwaukee
OF	Matt Crews, Butler
OF	Kendall Schlabach, Youngstown State
UT	Gian Testa, Cleveland State
DH	Brian Schoup, Wright State
P	David Haehnel, UIC
P	Justin Thomas, Youngstown State

Horizon League All-Newcomer Team

C	Joe Dempsey, Butler
1B	Ross McCoy, UW-Milwaukee
2B	Kyle Crepeau, Detroit
3B	Dan Biedenbarn, Wright State
SS	Ross Oeder, Wright State
OF	Charlie Anderson, Detroit
OF	Marc Sikora, Cleveland State
OF	Ross Vagedes, Wright State
UT	Justin Johnson, UIC
DH	Brian Schoup, Wright State
P	Tom Szalewski, UIC
P	Ryan Zink, UIC



Graduated senior Jordan DeVoir was named to the All-Horizon League First Team in 2004.

Horizon League Player of the Year

Ben Stanczyk, UW-Milwaukee

Horizon League Pitcher of the Year


Ben Stanczyk, UW-Milwaukee

Horizon League Newcomer of the Year

Charlie Anderson, Detroit

Horizon League Co-Coaches of the Year

Ron Nischwitz, Wright State
Jay Murphy, Cleveland State



Nelson Gord was named to the All-Horizon League Second Team in 2004 after batting a career-high .339.

2004 Horizon League Review

Overall Conference Statistics

Batting	Avg.	AB	R	H	RBI	SLG%	BB	SO
UIC	.320	1,859	398	595	349	.449	209	312
UW-Milwaukee	.311	1,784	315	555	286	.443	139	320
Butler	.284	1,932	312	549	279	.419	225	378
Detroit	.276	1,850	296	511	264	.370	234	393
Wright State	.273	1,853	269	505	244	.390	160	379
Youngstown State	.264	1,617	244	427	214	.369	158	275
Cleveland State	.254	1,709	198	434	180	.340	129	317

Pitching	ERA	IP	H	R	ER	BB	SO	B/Avg.
UIC	3.80	463.2	470	250	196	116	356	.261
Cleveland State	4.87	424.2	449	295	230	189	350	.273
Butler	5.00	489.1	542	345	272	200	343	.280
Youngstown State	5.59	412.1	477	325	256	213	315	.289
Wright State	6.10	462.0	599	364	313	162	281	.316
Detroit	6.24	460.0	594	390	319	209	271	.314
UW-Milwaukee	6.37	419.2	541	383	297	202	290	.310



Mike Hughes led UIC in nine different offensive categories as a senior in 2004.

2004 Conference Batting Leaders

Batting Average			Runs Batted In		
Alexander, Matt	UWM	.381	Hughes, Mike	UIC	61
Stanczyk, Ben	UWM	.374	Johnson, Justin	UIC	61
Anderson, Charlie	UDM	.366	Anderson, Charlie	UDM	53
McKinley, Justin	BU	.365	Poley, Tim	UDM	51
Hughes, Mike	UIC	.364	Vickers, Bryan	WSU	43

Runs Scored			Home Runs		
Hughes, Mike	UIC	67	Vickers, Bryan	WSU	16
Chapieski, Jason	UDM	50	Anderson, Charlie	UDM	14
Russo, Bryan	UIC	47	Hughes, Mike	UIC	13
DeVoor, Jordan	UIC	45	Stanczyk, Ben	UWM	10
Gord, Nelson	UIC	43	Johnson, Justin	UIC	8

Hits			Stolen Bases		
Alexander, Matt	UWM	83	Chapieski, Jason	UDM	23
Hughes, Mike	UIC	78	Martin, Alex	UDM	15
DeVoor, Jordan	UIC	77	Crews, Matt	BU	14
Stanczyk, Ben	UWM	73	Hughes, Mike	UIC	13
Johnson, Justin	UIC	70	Oeder, Ross	WSU	13

2004 Conference Pitching Leaders

Earned Run Average			Strikeouts		
Zink, Ryan	UIC	2.07	Stanczyk, Ben	UWM	95
Szalewski, Tom	UIC	2.76	Haehnel, David	UIC	92
Haehnel, David	UIC	3.00	Zink, Ryan	UIC	92
Stanczyk, Ben	UWM	3.43	Thomas, Justin	YSU	82
Costello, Craig	BU	3.50	Kaltenbach, Matt	CSU	77

Wins			Saves		
Zink, Ryan	UIC	9	Behning, Luke	BU	8
Costello, Craig	BU	9	Testa, Gian	CSU	7
Thomas, Justin	YSU	7	Dolske, Jed	UWM	6
Stanczyk, Ben	UWM	7	Yates, Paul	YSU	5
Gehring, Ryan	UIC	7	Haehnel, David	UIC	4



Justin Johnson tied with teammate Mike Hughes for the Horizon League lead in RBI with 61 in 2004.